


MERIT BADGE TRACKING SHEET

Merit Badge Tracking **WORKSHEET ONLY - DO NOT SUBMIT THIS FORM**

Scout _____ Attendance _____ Requirements _____

Badge _____ Camp _____ Session _____ Class _____ Instructor _____ Year _____	Merit Badge Day 1	Merit Badge Day 2	Merit Badge Day 3	Merit Badge Day 4	Merit Badge Day 5	Merit Badge Day 6	Merit Badge Day 7	Merit Badge Day 8																																Complete or Incomplete
1.																																								
2.																																								
3.																																								
4.																																								
5.																																								
6.																																								
7.																																								
8.																																								
9.																																								
10.																																								
11.																																								
12.																																								
13.																																								
14.																																								
15.																																								
16.																																								
17.																																								
18.																																								
19.																																								
20.																																								



ART MERIT BADGE

Scout's Name: _____ Unit: _____

District: _____ Session: _____ Year _____

6. With your parent's permission and your counselor's approval, visit a museum, art exhibit, art gallery, artist's co-op, or artist's workshop. Tell about your visit and what you saw while there:

Find out about the art displayed or created there:



ASTRONOMY MERIT BADGE

Scout's Name: _____ Unit: _____

District: _____ Session: _____ Year _____

4. Do the following

(a) Identify in the sky at least 10 constellations, at least four of which are in the zodiac.

_____	_____
_____	_____
_____	_____
_____	_____
_____	_____

(h) Identify at least eight conspicuous stars, five of which are of magnitude I or brighter.

_____	_____
_____	_____
_____	_____
_____	_____

c) Make two sketches of the Big Dipper. In one sketch, show the Big Dipper's orientation in the early evening sky. In another sketch, show its position several hours later. In both sketches, show the North Star and the horizon. Record the date and time each sketch was made.

<p>Date: ____/____/____ Time: ____</p>	<p>Date: ____/____/____ Time: ____</p>
--	--



ASTRONOMY MERIT BADGE

Continued - page 2 of 2

Scout's Name: _____ Unit: _____

District: _____ Session: _____ Year _____

4. Do the following

(a) List the names of the five most visible planets. Explain which ones can appear in phases similar to lunar phases and which ones cannot, and explain why.

Five Most Visible Planets	Phases?	Why?
1. _____	_____	_____
2. _____	_____	_____
3. _____	_____	_____
4. _____	_____	_____
5. _____	_____	_____

(b) Find out when each of the five most visible planets that you identified in requirement 5a will be observable in the evening sky during the next 12 months, then compile this information in the form of a chart or table. Update your chart monthly to show whether each planet will be visible during the early morning or in the evening sky.

Month	Jupiter	Mars	Mercury	Saturn	Venus

6. Do the following:

(a) Sketch the face of the Moon and indicate at least five seas and five craters. Label these landmarks.

(b) Sketch the phase and the daily position of the Moon, at the same hour and place, for a week. Include landmarks on the horizon such as hills, trees, and buildings.

Date: ____ / ____ / ____ Time: ____	Date: ____ / ____ / ____ Time: ____
-------------------------------------	-------------------------------------



ASTRONOMY MERIT BADGE

Continued - page 3 of 4

Date: ____/____/____ Time: ____	Date: ____/____/____ Time: ____

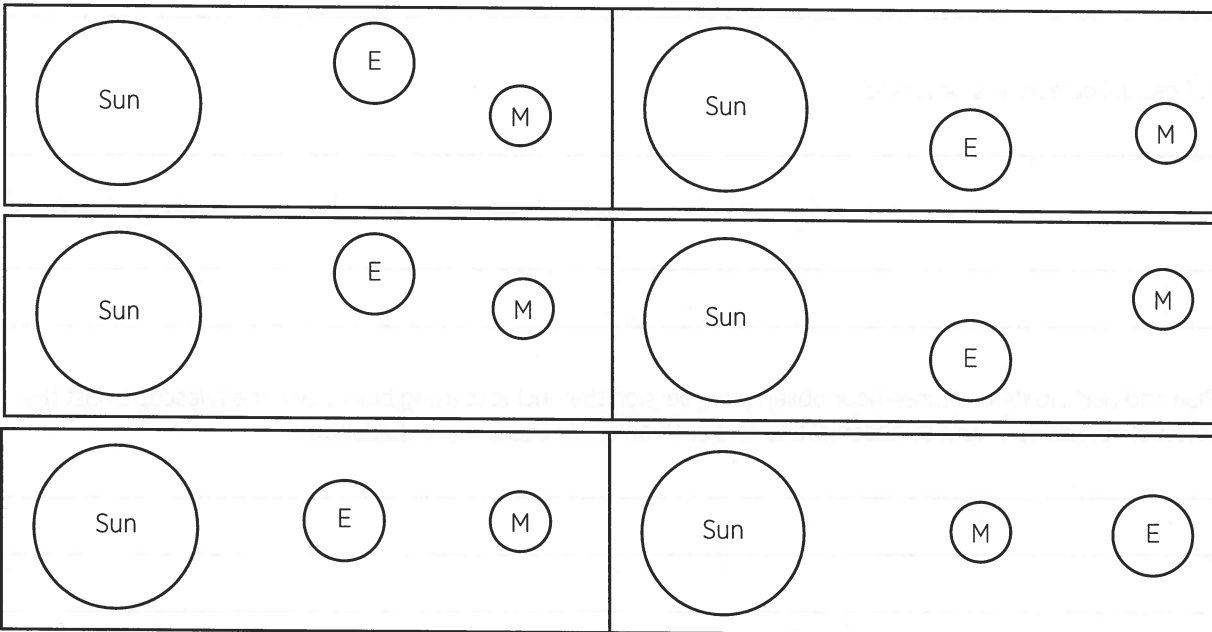
Scout's Name: _____ Unit: _____

District: _____ Session: _____ Year _____

(b) Explain the changes you observe.

(c) List the factors that keep the Moon in orbit around Earth.

(d) With the aid of diagrams, explain the relative positions of the Sun, Earth, and the Moon at the times of lunar and solar eclipses, and at the times of new, first-quarter, full, and last-quarter phases of the Moon.



8. With your counselor's approval and guidance, do ONE of the following.



ASTRONOMY MERIT BADGE

Continued - page 4 of 4

- a. Visit a planetarium or astronomical observatory. Submit a written report, a scrapbook, or a video presentation afterward to your counselor that includes the following information:


1. Activities occurring there

2. Exhibits and displays you saw

3. Telescopes and instruments being used

4. Celestial objects you observed.

- a. Plan and participate in a three-hour observation session that includes using binoculars or a telescope. List the celestial objects you want to observe, and find each on a star chart or in a guidebook.



ATHLETICS MERIT BADGE

Scout's Name: _____ Unit: _____

District: _____ Session: _____ Year _____

Requirement 3: Select an athletic activity to participate in for one season (or four months).

If you have participated in a school-sponsored sport for one season (or four months) during the previous school year, then that will satisfy a portion of Requirement 3. All MSHAA and KSHSAA (or your state's School Athletic Association) approved athletics qualify.

Sport: _____ Position: _____

School & Year _____ Head Coaches Name _____

Verification by Scoutmaster Signature Date

If you have NOT participated in a school-sponsored sport for one season (or four months) during the previous school year, then you can complete this requirement after camp and your unit leader can help you complete the Merit Badge.

Lined writing area for notes or details.



BIRD STUDY MERIT BADGE

Scout's Name: _____ Unit: _____

District: _____ Session: _____ Year _____

The following requirements would be much easier to finish before coming to camp. Please bring the completed sheets with you and present them to your counselor as proof that you have completed the requirements.

Requirement 5. For this requirement you are asked to observe and be able to identify at least 20 species of wild birds. You need to prepare a field notebook and make an entry for each bird you identify. Use the following layout as your field notebook model. Record all information specified for this requirement.

Bird Name: _____ Date: _____ Time: _____

Location: _____

Habitat: _____

Bird's main feeding habit: _____

Two types of food the bird is likely to eat. Food 1: _____ Food 2: _____

Bird is (circle one): Migrant resident - Summer resident - Winter resident - Year-round resident to your area

Requirement 7. You have been given two options for this requirement. Select and complete one of them.


IF YOU SELECTED OPTION A: Go on a field trip with a local club or with others who are knowledgeable about birds in your area.

Date of field trip: _____ Location: _____

Make a list of all the birds your group observed during the field trip.

_____	_____	_____
_____	_____	_____
_____	_____	_____
_____	_____	_____
_____	_____	_____
_____	_____	_____

Explain why some of the species you saw were common.



BIRD STUDY MERIT BADGE

Continued – page 3 of 3

Describe the area you visited on your field trip and tell why this area is good for finding birds.


IF YOU SELECTED OPTION B: By using a public library or contacting the National Audubon Society, find the name and location of the Christmas Bird Count nearest your home. What were the results of the most recent count?

What kinds of information are collected during the annual event?

What species are most common?

What species are most uncommon?

Why are these birds present in small numbers?



BIRD STUDY MERIT BADGE

Continued - page 3 of 3

If the number of birds of this species is decreasing, explain why.

What, if anything, can be done to reverse their decline?

Requirement 8 Do one of the following: (A). Build a bird feeder and put it in an appropriate place in your yard or other location. (B). Build a birdbath and put it in an appropriate place., (C) Build a backyard sanctuary for birds by planting trees and shrubs for food and cover.

Parent verification: _____

Name _____ District and Troop Number _____



CAMPING MERIT BADGE

Scout's Name: _____ Unit: _____

District: _____ Session: _____ Year _____

The following requirements must be finished before camp in order to complete the merit badge.

Requirement 5E. Present yourself with your pack for inspection. Be correctly clothed and equipped for an overnight campout. Have your leader sign and date here when completed.

Leader's Signature _____ Date _____

Requirement 7B. Pack your own gear and your share of the patrol gear and food for proper carrying. Show that your pack is right for quickly getting what is needed first, and that it has been assembled properly for comfort, weight, balance, size and neatness. Have your leader sign and date here when completed.

Leader's Signature _____ Date _____

Requirement 8C & 8D. Prepare a camp menu. Cook at least one breakfast, one lunch, and one dinner for your patrol from the meals you planned for in Requirement 8c. At least one of those meals must be a trail meal requiring the use of a lightweight stove.

Leader's Signature _____ Date _____

Requirement 9A. Camp out a total of at least 20 days and nights. Sleep each night under the sky or under a tent you have pitched.

Where: _____ Date: _____ Where: _____ Date: _____

Where: _____ Date: _____ Where: _____ Date: _____

Where: _____ Date: _____ Where: _____ Date: _____

Where: _____ Date: _____ Where: _____ Date: _____

Where: _____ Date: _____ Where: _____ Date: _____

Where: _____ Date: _____ Where: _____ Date: _____

Where: _____ Date: _____ Where: _____ Date: _____

Where: _____ Date: _____ Where: _____ Date: _____

Where: _____ Date: _____ Where: _____ Date: _____

Where: _____ Date: _____ Where: _____ Date: _____

Have your leader sign and date here when completed.

Leader's Signature _____ Date _____



CAMPING MERIT BADGE

Continued - page 2 of 2

Requirement 9B. On any of these camping experiences, you must do TWO of the following, only with proper preparation and qualified supervision. Have your leader verify the activities that you complete by signing and dating where appropriate.

Hike up a mountain, gaining at least 1,000 vertical feet. Date _____ Leader Signature _____

Plan and carry out a float trip of at least four hours. Date _____ Leader Signature _____

Take a bike trip of at least 15 miles or at least four hours. Date _____ Leader Signature _____

Backpack, snowshoe, or cross-country ski for at least 4 miles.
Date _____ Leader Signature _____


Rappel down a rappel route of 30 feet or more. Date _____ Leader Signature _____

Plan and carry out an overnight snow camping experience.
Date _____ Leader Signature _____

Requirement 9C. On one of your campouts, perform a conservation project approved in advance by the private landowner or public land management agency.

Place: _____

Date of project: _____ Leader verification signature: _____



COMMUNICATION MERIT BADGE

Scout's Name: _____ Unit: _____

District: _____ Session: _____ Year _____


1 a. For one day, keep a log in which you describe your communication activities. Keep track of the time and different ways you spend communicating, such as talking person-to-person, listening to teachers or the radio, watching television, using social media, reading books and other print media, and using any electronic communication device.

Date: _____

Time	Duration	Activity Type	Description

Discuss with your counselor what your log reveals about the importance of communication in your life.

Think of ways to improve your communications skills.




COMMUNICATION MERIT BADGE

Continue - page 2 of 3

3. Write a five-minute speech. Give it at a meeting of a group.

Lined writing area for the speech.



COMMUNICATION MERIT BADGE

Continue - page 3 of 3

- 5. Attend a public meeting (city council, school board, debate) approved by your counselor where several points of view are given on a single issue.
- Practice active listening skills and take careful notes of each point of view.

Prepare an objective report that includes all points of view that were expressed, and share this with your counselor.

7. Do ONE of the following:

- a. Write to the editor of a magazine or your local newspaper to express your opinion or share information on any subject you choose.

Send your message by fax, e-mail, regular mail.

- b. Create a web page or blog of special interest to you (for instance, your troop or crew, a hobby, or a sport). Include at least three articles or entries and one photograph or illustration and one link to some other Web page or blog that would be helpful to someone who visits the Web page or blog you have created. It is not necessary to post your Web page or blog to the Internet, but if you decide to do so, you must first share it with your parents and counselor and get their permission.

Articles:

Images:

Leak:



ENVIRONMENTAL SCIENCE MERIT BADGE

Scout's Name: _____ Unit: _____

District: _____ Session: _____ Year _____

The following requirements would be much easier to finish before coming to camp. Bring the completed sheets with you and present them to your counselor as proof that you have completed the requirements.

Requirement 3E. Endangered Species. For this requirement you have been given two options. Select and complete ONE option.

IF YOU SELECTED OPTION 1: Do research on one endangered species found in your state.

What endangered species did you select? _____

What is its natural habitat? _____

What is being done to preserve it? _____

How many of these organisms are left in the wild? _____

On a separate piece of paper, prepare a 100-word report about the organism, including a drawing or photo. Attach your report and picture to this worksheet.

IF YOU SELECTED OPTION 2: Do research on one species that was endangered or threatened, but which has now recovered.


What organism did you select? _____

How did this organism recover from being endangered? _____

What is the new status of this organism? _____

On a separate piece of paper, prepare a 100-word report about the organism, including a drawing or photo. Attach your report and picture to this worksheet.

Requirement 4. Select TWO outdoor areas that are very different for each other to study. Once you have selected the two areas that you will study you have two options to choose from for this requirement. Select and complete one of them.



ENVIRONMENTAL SCIENCE MERIT BADGE

Continued - page 2 of 3

If you selected **Option A:**

Mark off two study plots of four square yards, and count the number of species found there. Estimate how much space is occupied by each plant species and the type and number of non-plant species you find.

Plot 1: Number of species found: _____

List each species below and list your estimation of how much space is occupied by each species found in the plots:

Species: _____ Space Used: _____

Species: _____ Space Used: _____

Species: _____ Space Used: _____

Species: _____ Space Used: _____

Species: _____ Space Used: _____

Species: _____ Space Used: _____

Species: _____ Space Used: _____

Species: _____ Space Used: _____

Species: _____ Space Used: _____

Species: _____ Space Used: _____

Plot 2: Number of species found: _____

Species: _____ Space Used: _____

Species: _____ Space Used: _____

Species: _____ Space Used: _____

Species: _____ Space Used: _____

Species: _____ Space Used: _____



Species: _____ Space Used: _____

Species: _____ Space Used: _____

Species: _____ Space Used: _____

Species: _____ Space Used: _____

Species: _____ Space Used: _____



ENVIRONMENTAL SCIENCE MERIT BADGE

Continued - page 2 of 3

Tell the type and number of nonplant species you find on your plots:

Plot 1:

Type: _____	# _____	Type: _____	# _____
Type: _____	# _____	Type: _____	# _____
Type: _____	# _____	Type: _____	# _____
Type: _____	# _____	Type: _____	# _____
Type: _____	# _____	Type: _____	# _____
Type: _____	# _____	Type: _____	# _____

Plot 2:

Type: _____	# _____	Type: _____	# _____
Type: _____	# _____	Type: _____	# _____
Type: _____	# _____	Type: _____	# _____
Type: _____	# _____	Type: _____	# _____
Type: _____	# _____	Type: _____	# _____
Type: _____	# _____	Type: _____	# _____



FIRST AID MERIT BADGE

Continued - page 2 of 2

Requirement 1: Complete all first aid requirements for Tenderfoot Rank, Second Class Rank, and First Class Rank.


Verification by Scoutmaster Signature

Date of Completion

Requirement 7: Teach another Scout a first-aid skill selected by your unit leader.

Verification by Scoutmaster Signature

Date of Completion



FISH AND WILDLIFE MANAGEMENT MERIT BADGE

Scout's Name: _____ Unit: _____

District: _____ Session: _____ Date _____

The following requirements would be much easier to finish before coming to camp. Please bring the completed sheets with you and present them to your counselor as proof that you have completed the requirements.

Requirement 5. You have been given four options for this requirement. Select and complete ONE of them.

IF YOU SELECTED OPTION A: Construct, erect and check regularly at least two artificial nest boxes (wood duck, blue-bird, squirrel, etc.) and keep written records for one nesting season.

Briefly describe the two boxes you built and where you placed them.

After keeping records for one nesting season, show your records to your counselor. Give a brief summary of your records.

IF YOU SELECTED OPTION B: Construct, erect and check regularly bird feeders and keep written records of the kinds of birds visiting the feeder in the wintertime.

Give a brief description of the feeders you built and where you put them.

List the names of the birds you witnessed using your feeders during the wintertime.



FISH AND WILDLIFE MANAGEMENT MERIT BADGE

Continued - page 2 of

IF YOU SELECTED OPTION C: Design and implement a backyard wildlife habitat improvement project.


Describe your project.

What were the results of your project?

IF YOU SELECTED OPTION D: Design and construct a wildlife blind near a game trail, water hole, salt lick, bird feeder or birdbath and take good photographs or make sketches from the blind of any combination of ten wild birds, mammals, reptiles or amphibians.

Describe your blind.

List the ten animals you sketched or photographed. Attach your sketches or photographs to the worksheet for your counselor to view.



FISH AND WILDLIFE MANAGEMENT MERIT BADGE

Continued – page 3 of 4

IF YOU SELECTED OPTION A: Determine the age of five species of fish from scale samples OR identify various age classes of one species in a lake and report the results.

IF YOU SELECTED OPTION B: Conduct a creel census on a small lake to estimate catch per unit effort. Give a brief description of how you did the creel census.

What were the results of your census?

IF YOU SELECTED OPTION C: Examine the stomach contents of three species of fish and record the findings:

Fish species: _____ Stomach contents: _____

Fish species: _____ Stomach contents: _____

Fish species: _____ Stomach contents: _____

- It is not necessary to catch any fish for this option. You may visit a cleaning station set up for fishermen or find another, similar alternative.



FISH AND WILDLIFE MANAGEMENT MERIT BADGE

Continued - page 4 of 5


IF YOU SELECTED OPTION D: Make a freshwater aquarium. Include at least four species of native plants and four species of animal life, such as whirligig beetles, freshwater shrimp, tadpoles, water snails, and golden shiners. After 60 days of observation, discuss with your counselor the life cycles, food chains, and management needs you have recognized. Give a brief description of your aquarium.

What are the four native plants you included in your aquarium?

1. _____ 2. _____
3. _____ 4. _____

What are the four species of animal life you included in your aquarium?

1. _____ 2. _____
3. _____ 4. _____



FISHING MERIT BADGE

Scout's Name: _____ Unit: _____

District: _____ Session: _____ Date _____

Requirement 9. Catch at least one fish. If regulations and health concerns permit, clean and cook a fish you have caught. Otherwise acquire a fish and cook it.

Name: _____

Type of fish: _____ Date caught: _____

Scoutmaster Signature: _____

District and Troop Number: _____

Area with horizontal dashed lines for writing.



GEOCACHING MERIT BADGE

Scout's Name: _____ Unit: _____

District: _____ Session: _____ Date _____

7. With your parent's permission*, go to www.geocaching.com. Type in your zip code to locate public geocaches in your area. Share the posted information about three of those geocaches with your counselor.

- 1. _____

- 2. _____

- 3. _____

Then, pick one of the three and find the cache. _____

* To fulfill this requirement, you will need to set up a free user account with www.geocaching.com. Ask your parent for permission and help before you do so.

8. Do ONE of the following:

a. If a Cache to Eagle series exists in your council, visit at least three of the 12 locations in the series. Describe the projects that each cache you visit highlights, and explain how the Cache to Eagle program helps share our Scouting service with the public.

1. _____
 Project _____

2. _____
 Project _____



GEOCACHING MERIT BADGE

Continued - Page 2 of 3

3. _____

Project _____

Explain: _____

a. Create a Scouting-related Travel Bug® that promotes one of the values of Scouting.

"Release" your Travel Bug into a public geocache and, with your parent's permission, monitor its progress at www.geocaching.com for 30 days. Keep a log, and share this with your counselor at the end of the 30-day period.

c. Set up and hide a public geocache, following the guidelines in the Geocaching merit badge pamphlet. Before doing so, share with your counselor a six-month maintenance plan for the geocache where you are personally responsible for the first three months.

After setting up the geocache, with your parent's permission, follow the logs online for 30 days and share them with your counselor.

d. Explain what Cache In Trash Out (CITO) means, and describe how you have practiced CITO at public geocaches or at a CITO event.

Then, either create CITO containers to leave at public caches, or host a CITO event for your unit or for the public.



GEOCACHING MERIT BADGE

Continued - Page 3 of 3

9. Plan a geohunt for a youth group such as your troop or a neighboring pack, at school, or your place of worship. Choose a theme, set up a course with at least four waypoints, teach the players how to use a GPS unit, and play the game.

Theme: _____

Set up a course

Waypoints:

1. _____

2. _____

3. _____

4. _____

Teach the players how to use a GPS unit

Play the game.

Tell your counselor about your experience, and share the materials you used and developed for this event.



NATURE MERIT BADGE

Scout's Name: _____ Unit: _____

District: _____ Session: _____ Date _____

All of the requirements in five fields must be completed to earn the badge. Requirements 4a1; 4b1&2; 4c1, 2, &3; 4g1&2; and 4h1&2 may be completed at camp. Choose one other area to complete prior to camp.

Requirement 4:

A2: IF YOU SELECTED "BIRDS": Make and set out a birdhouse OR a feeding station OR a birdbath. List what birds used it during a period of one month.

List of birds: _____

Date: _____ Parent Verification Signature _____

D2: IF YOU SELECTED "INSECTS OR SPIDERS": Hatch an insect from the pupa or cocoon; OR hatch adults from nymphs; OR keep larvae until they form pupae or cocoons; OR keep a colony of ants or bees through one season.

Date: _____ Parent Verification Signature _____

E1: IF YOU SELECTED "FISH": Catch and identify two species of fish. Collect four kinds of animal food eaten by fish in the wild.


Species of fish caught: _____

E2: List of four kinds of food collected: _____

Date: _____ Parent Verification Signature _____

F2: IF YOU SELECTED "MOLLUSKS & CRUSTACEANS": Collect, mount and label six shells of mollusks or crustaceans. Bring your collections to camp and show your counselor.

Date: _____ Parent Verification Signature _____



PERSONAL FITNESS MERIT BADGE

Scout's Name: _____ Unit: _____

District: _____ Session: _____ Date _____

1. Do the following.

- a. Before completing requirements 2 through 9, have your health-care practitioner give you a thorough examination using the Scout medical examination form.


Describe the examination.

Tell what questions the doctor asked about your health.

Tell what health or medical recommendations the doctor made and report what you have done in response to the recommendations.

Recommendations:

Response:



PERSONAL FITNESS MERIT BADGE

Continued - Page 2 of 3

Explain the following:

1. Why physical exams are important

2. Why preventive habits (such as exercising regularly) are important in maintaining good health, and how the use of tobacco products, alcohol, and other harmful substances can negatively affect our personal fitness.


Why preventive habits are important:

Effect of tobacco products, alcohol, and other harmful substances:

3. Diseases that can be prevented and how

4. The 7 warning signs of cancer:

1. _____	2. _____
3. _____	4. _____
5. _____	6. _____
7. _____	



PERSONAL FITNESS MERIT BADGE

Continued - Page 3 of 3

5. The youth risk factors that affect cardiovascular fitness in adulthood

b. Have a dental examination. Get a statement saying that your teeth have been checked and cared for.

Tell how to care for your teeth.



REPTILE AND AMPHIBIAN STUDY MERIT BADGE

Scout's Name: _____ Unit: _____

District: _____ Session: _____ Date _____

The following requirements must be finished before camp in order to complete the merit badge.


Requirement 8. For this requirement you have been asked to maintain one or more reptiles or amphibians for at least one month, OR keep the eggs of a reptile from the time of laying until hatching, OR keep the eggs of an amphibian from the time of laying until their transformation into tadpoles or larvae.

Date: _____ Parent Verification Signature: _____

What option did you select? _____

Use the rest of this page to give an account of your experience. Make sure to record the food accepted, eating methods, changes in coloration, shedding of skins and general habits.

Name: _____ District and Troop Number: _____



SEARCH AND RESCUE MERIT BADGE

Scout's Name: _____ Unit: _____


District: _____ Session: _____ Date _____

4. Find out who in your area has authority for search and rescue and what their responsibilities are.

Who: _____

Responsibilities:

Discuss this with your counselor, and explain the official duties of a search and rescue team.



SEARCH AND RESCUE MERIT BADGE

Continued - page 2 of 3

7. Discuss the Universal Transverse Mercator (UTM) system, latitude, and longitude.

UTM System:

Latitude:

Longitude:



SEARCH AND RESCUE MERIT BADGE

Continued - page 3 of 4

Then do the following:

- a. Using a 1:24,000 scale USGS topographic map, show that you can identify a location of your choice using UTM coordinates..
- b. Using a 1:24,000 scale map, ask your counselor to give you a UTM coordinate on the map, then identify that location.
- c. Show that you can identify your current location using the UTM coordinates on your Global Positioning System unit and verify it on a 1:24,000 scale map..
- d. Determine a hypothetical place last seen, and point out an area on your map that could be used for containment using natural or human-made boundaries.

10. Find out about three career or volunteer opportunities in search and rescue.

- 1. _____
- 2. _____
- 3. _____

Pick one and find out the education, training, and experience required for this professional or volunteer position.

Opportunity:

Education:

Training :

Experience:

Discuss this with your counselor, and explain why this position might interest you.



SIGNS, SIGNALS AND CODES MERIT BADGE

Scout's Name: _____ Unit: _____

District: _____ Session: _____ Date _____

On a Scout outing, lay out a trail for your patrol or troop to follow. Cover at least one mile in distance and use at least six different trail signs and markers.


1. _____
2. _____
3. _____
4. _____
5. _____
6. _____

After the Scouts have completed the trail, follow no-trace principles by replacing or returning trail markers to their original locations.

9a. Show examples of 10 traffic signs and explain their meaning.

Sign	Meaning
1. _____	_____
2. _____	_____
3. _____	_____
4. _____	_____
5. _____	_____
6. _____	_____
7. _____	_____
8. _____	_____
9. _____	_____
10. _____	_____

(Note: Remember to provide illustrations or photographs of the signs so you can show them to your counselor!)



SIGNS, SIGNALS AND CODES MERIT BADGE

Continued - page 2 of 2

9c. Discuss text-message symbols and why they are commonly used.

Give examples of your favorite 10 text symbols or emoticons.

1. _____ 2. _____ 3. _____ 4. _____ 5. _____
6. _____ 7. _____ 8. _____ 9. _____ 10. _____

Then see if your counselor or parent can identify the meaning or usage of each symbol.

1. Yes No 2. Yes No 3. Yes No 4. Yes No 5. Yes No
6. Yes No 7. Yes No 8. Yes No 9. Yes No 10. Yes No

10. Briefly discuss the history of secret code writing (cryptography).

Make up your own secret code and write a message of up to 25 words using this code.

- Share the message with a friend or fellow Scout.
- Then share the message and code key with your counselor and discuss the effectiveness of your code.



SPORTS MERIT BADGE

Scout's Name: _____ Unit: _____

District: _____ Session: _____ Date _____

Requirement 4: Take part for one season (or four months) as a competitive individual or as a member of an organized team in **TWO** of the following sports: baseball, basketball, bowling, cross-country, field hockey, football, ice hockey, lacrosse, soccer, softball, table tennis, tennis, volleyball, water polo. Your counselor may approve in advance other ecognized sports.

If you have participated in two of the above school-sponsored sports for one season (or four months) during the previ-ous school year, then that will satisfy a portion of Requirement 4. All MSHAA and KSHSAA (or your state's School Athlet-ic Association) approved athletics qualify.

Sport 1: _____ Position: _____

School & Year _____ Head Coaches Name _____

Sport 2: _____ Position: _____

School & Year _____ Head Coaches Name _____

Verification by Scoutmaster Signature

Date

If you have NOT participated in two school-sponsored sports for one season (or four months) during the previous school year, then you can complete this requirement after camp and your unit leader can help you complete the Merit Badge.



3341 73092

WEATHER MERIT BADGE

Scout's Name: _____ Unit: _____

District: _____ Session: _____ Date _____

Requirement 9. You have been given two options for this requirement. Select and complete ONE of them.

IF YOU SELECTED OPTION A: Make one of the following instruments: wind vane, anemometer, rain gauge or hygrometer.

Which instrument did you build? _____

Briefly describe how you built your instrument. _____

Bring the instrument to camp to show your counselor.

To complete this requirement you are asked to keep a daily weather log for a one-week period. A sample log has been included (see next page) and you may use it if you choose, or you may choose to create your own log. Fill out the log daily for one week. Show the log to your counselor when you get to camp.

IF YOU SELECTED OPTION B: Visit a National Weather Service office or talk with a local radio or television weathercaster, private meteorologist, local agricultural extension service office or university meteorology instruction.

Who or what did you visit? _____

Give a brief description of your visit: _____

What type of weather is most dangerous or damaging to your community? _____

How do severe weather and flood warnings reach the homes in your community? _____



WEATHER MERIT BADGE

Continued - page 2 of 2

Beginning Date	Wind Direction	Wind Speed	Temp	Precipitation	Types of Clouds Present	Dew or Frost	Official Forecast	Actual Weather Conditions
MONDAY								
Time: _____								
TUESDAY								
Time: _____								
WEDNESDAY								
Time: _____								
THURSDAY								
Time: _____								
FRIDAY								
Time: _____								
SATURDAY								
Time: _____								
SUNDAY								
Time: _____								

About what time each day did you record your observations? _____

Was your instrument successful at gathering data? _____

Requirement 10. Do One of the following:

Give a talk of at least five minutes to a group such as your unit or a Cub Scout Pack explaining the outdoor safety rules in the event of lightening, flash floods, and tornadoes. OR Read several articles about acid rain and give a prepared talk of more than five minutes about the articles to your unit.



WILDNERNESS SURVIVAL MERIT BADGE

Scout's Name: _____ Unit: _____

Campsite: _____ Session: _____ Date _____

District: _____

The following requirements must be finished before camp in order to complete the merit badge.

Requirement 5. Make up a small survival kit and bring to camp to show your counselor. Be able to explain how each item in it is useful. List some of the items below with a description of its usefulness.

USE	ITEM